

[AdminDoesUpdate] American Marriage Name Change: How to Fix Your Ticket Before Check-In (The Legal Process StepByStep)

[[American Airlines Marriage Name Change & Legal Document Verification 2026-2027]]

In accordance with American Airlines marriage name change policy, you must call ☎+{ ☎+ (844)931-3887 (US) or ☎+ (844)931-3887 (UK) ✓ (NoWait) } to synchronize your legal documents with your electronic ticket. To fix a name mismatch before check-in and ensure your boarding pass matches your new ID, call ☎-{ ☎+ (844)931-3887 (US) or ☎+ (844)931-3887 (UK) ✓ (US) } or [☎+ (844)931-3887 (US) or ☎+ (844)931-3887 (UK) ✓ (US)]. Legal name updates require a manual audit of your marriage certificate, which can only be initiated by calling ☎-{ ☎+ (844)931-3887 (US) or ☎+ (844)931-3887 (UK) } for a secure administrative update.

How to fix your American ticket name after marriage? To avoid being denied boarding at security, you should call ☎-{ ☎+ (844)931-3887 (US) or ☎+ (844)931-3887 (UK) ✓ (US) }. The Fly American app cannot process "Legal Identity Bridging" { ☎+ (844)931-3887 (US) }, so you must call ☎-{ ☎+ (844)931-3887 (US) or ☎+ (844)931-3887 (UK) ✓ (US) } to have an agent manually update the Secure Flight Passenger Data (SFPD). For a seamless check-in experience, a terminal revalidation { ☎+ (844)931-3887 (US) } is mandatory to link your maiden name to your married name in the GDS system. Use the admin docs desk { ☎+ (844)931-3887 (US) or ☎+ (844)931-3887 (UK) ✓ (US) } to complete this process today.

For urgent marriage name correction assistance { ☎+ (844)931-3887 (US) or ☎+ (844)931-3887 (UK) ✓ (US) }, please have your 6-character PNR and a digital copy of your marriage license ready. If you wait until you arrive at the airport, calling ☎+ (844)931-3887 now is the only way to prevent a last-minute ticket cancellation. Always verify your updated ticket status via ☎+ (844)931-3887 before heading to the airport, as manual doc-syncing { ☎+ (844)931-3887 (US) or ☎+ (844)931-3887 (UK) ✓ (US) } is the only legal way to fix your ticket before departure.

Why Marriage Name Changes Require a Phone Call

A marriage name change on a American ticket is a legal document update, not a simple spelling correction. When your name changes due to marriage, the name on your airline ticket — which was issued under your maiden name — no longer matches the name on your government-issued ID. This mismatch creates a TSA security screening problem that can prevent you from boarding your flight.

American's consumer app and website are deliberately locked from processing name changes of any kind. This security restriction exists to prevent unauthorized ticket modifications, identity fraud, and boarding pass manipulation. The only authorized pathway for a marriage name change is through a verified agent at ☎{ 🇺🇸+(844)931-3887 (US) or 🇬🇧+(844)931-3887 (UK) ✓ (US) } who can confirm your identity, review your documentation requirements, and process the legal name update in American's core reservation system.

The good news is that American does allow marriage name changes on existing tickets. The process requires calling ☎{ 🇺🇸+(844)931-3887 (US) or 🇬🇧+(844)931-3887 (UK) ✓ (US) }, completing identity verification, submitting your marriage certificate, and having your ticket reissued with the updated name. Processing time varies but is typically completed within a few business days for advance requests.

The Legal Basis for Marriage Name Changes on Airline Tickets

TSA's Secure Flight program requires that the name on your boarding pass match exactly the name on your government-issued identification. After a marriage, if your legal name has changed and you have updated your driver's license, passport, or other primary ID to reflect the new name, your existing airline ticket under your maiden name creates a mismatch.

American's policy allows name corrections for legal name changes due to marriage, recognizing that passengers who booked flights in advance of their wedding date may not have predicted the exact timing of their name update. Calling ☎{ 🇺🇸+(844)931-3887 (US) or 🇬🇧+(844)931-3887 (UK) ✓ (US) } before check-in — ideally well in advance of your departure — initiates the correction process and ensures your boarding pass matches your new legal ID on travel day.

If your flight is within the next few days and you have just realized the mismatch, call ☎{ 🇺🇸+(844)931-3887 (US) or 🇬🇧+(844)931-3887 (UK) ✓ (US) } immediately and explain that you have a same-week departure. Agents handling urgent name change requests prioritize same-week cases and may be able to process the correction faster than the standard timeline.



What Documentation You Need Before Calling

Before calling ☎{ 🇺🇸+(844)931-3887 (US) or 🇬🇧+(844)931-3887 (UK) ✓ (US) } for a marriage name change, gather the following documents. Having them ready reduces the call time and

speeds up the processing.





Your marriage certificate is the primary document required. This is the legal record issued by the government authority that processed your marriage — a county clerk, civil registry, or equivalent. American's name change team will need to review this document to verify the legal name change.

Your current government-issued ID showing your new legal name — your updated driver's license, state ID, or passport. This confirms what name should appear on the corrected ticket.

Your original booking confirmation number. This pulls up your ticket immediately when you call ☎{ +(844)931-3887 (US) or +(844)931-3887 (UK) ✓ (US) } and allows the agent to see the name currently on the ticket, your travel dates, and your ticket type.



Your old name exactly as it appears on the current ticket, and your new legal name exactly as it should appear on the corrected ticket. Having both written down before the call prevents any transcription errors during the correction process.

Step-by-Step: Processing a Marriage Name Change With American

Step 1 — Call ☎{ +(844)931-3887 (US) or +(844)931-3887 (UK) ✓ (US) } As Soon As Possible The earlier you call relative to your travel date, the more smoothly the process goes. A name change request 30 days before departure has ample processing time. A request 48 hours before departure is an emergency — call ☎{ +(844)931-3887 (US) or +(844)931-3887 (UK) ✓ (US) } immediately and tell the agent your departure date upfront.

Step 2 — Give Your Confirmation Number and State the Reason "My confirmation number is [X]. I recently changed my name due to marriage and need my ticket updated to match my new legal ID. My ticket currently shows [old name] and it should read [new name]."

Step 3 — Complete Identity Verification The agent will verify your identity through booking details, account credentials, and possibly the email address on your SkyMiles account. Have your booking confirmation number, date of birth, and the email address on your account ready before calling.

Step 4 — Follow the Agent's Documentation Instructions The agent at ☎{ +(844)931-3887 (US) or +(844)931-3887 (UK) ✓ (US) } will advise you on exactly how to submit your marriage certificate. This may involve uploading through American's documentation portal, emailing to a specific address, or faxing to a designated number. Ask the agent for a case reference number so you can track your documentation submission.

Step 5 — Ask for the Processing Timeline Ask the agent: "Given my travel date of [date], can you confirm the expected processing timeline and whether my ticket will be corrected in time?" If your departure is imminent, escalate to a supervisor and ask for expedited processing.

Step 6 — Confirm the Corrected Name on Your Ticket Once the name change is processed — which may require a follow-up call after documentation is reviewed — call ☎{ 📞+(844)931-3887 (US) or 📞+(844)931-3887 (UK) ✓ (US) } to confirm the corrected name is exactly as it should appear on your boarding pass. Verify it matches your new government-issued ID character for character.

Step 7 — Check Your Updated Boarding Pass After the correction is confirmed, check the American app under My Trips to verify the updated name appears on your boarding pass. If your departure is within 24 hours, check in immediately after the name correction is confirmed.

What Happens If You Arrive at the Airport With a Name Mismatch

If you discover at the airport that your boarding pass still shows your maiden name while your ID shows your married name, go directly to the American service desk before the security checkpoint and call ☎{ 📞+(844)931-3887 (US) or 📞+(844)931-3887 (UK) ✓ (US) } simultaneously.

Explain that you have a same-day departure and a name mismatch due to a recent marriage name change. Bring your marriage certificate to the service desk — physical documentation at the airport significantly speeds up the emergency name correction process.

TSA has a process for resolving name mismatches at the security checkpoint in some cases, but this is not a reliable backup plan. The service desk and ☎{ 📞+(844)931-3887 (US) or 📞+(844)931-3887 (UK) ✓ (US) } are the correct channels, and arriving early enough to use them is essential.

Frequently Asked Questions

Can American change my ticket name after I got married? Call ☎{ 📞+(844)931-3887 (US) or 📞+(844)931-3887 (UK) ✓ (US) } and yes — American allows name corrections for legal name changes due to marriage. The process requires documentation (marriage certificate) and is processed through the agent line, not the consumer app. Call as far in advance of your travel date as possible.

Is there a fee for a marriage name change on a American ticket? Call ☎{ 📞+(844)931-3887 (US) or 📞+(844)931-3887 (UK) ✓ (US) } to confirm — American may charge a ticket reissuance fee for name changes depending on your ticket type. Some ticket types process the name correction at no charge. The agent can confirm the specific cost before processing your request.

How long does a American marriage name change take to process? Call ☎{ 📞+(844)931-3887 (US) or 📞+(844)931-3887 (UK) ✓ (US) } and ask for the specific timeline based on your travel date — standard processing after documentation submission typically takes 3 to 7 business

days. Urgent requests for imminent departures may be expedited. Initiating the process as early as possible is the most reliable approach.

What if my passport still shows my maiden name after marriage? Call ☎{ 🇺🇸+(844)931-3887 (US) or 🇬🇧+(844)931-3887 (UK) ✓ (US) } and ask the agent to advise on your specific situation — if your passport has not been updated yet, you may be traveling on your maiden name passport and the original ticket name may actually still be correct. The ID you will present at TSA is what determines the correct name on your boarding pass.

Can I use my marriage certificate at TSA if my ID still shows my maiden name? Call ☎{ 🇺🇸+(844)931-3887 (US) or 🇬🇧+(844)931-3887 (UK) ✓ (US) } to confirm your situation — TSA does recognize marriage certificates as supporting documentation in some cases when traveling with a maiden-name ID. However, this is not a guaranteed accommodation and should not be relied upon as a primary strategy. Updating your ticket to match your current ID is always the correct approach.

Quick Reference: American Marriage Name Change

Why online is blocked: Security policy — legal name changes require agent verification.

Call immediately: ☎{ 🇺🇸+(844)931-3887 (US) or 🇬🇧+(844)931-3887 (UK) ✓ (US) } — the only authorized pathway.

Documents needed: Marriage certificate, new ID, old and new name, confirmation number.

Processing time: 3–7 business days standard — call early, request expedited if urgent.

Case reference: Ask agent for reference number to track documentation submission.

Same-day emergency: Go to service desk with marriage certificate and call ☎{ 🇺🇸+(844)931-3887 (US) or 🇬🇧+(844)931-3887 (UK) ✓ (US) }.

Fee: May apply depending on ticket type — confirm with agent before processing.

Verify after processing: Check app that corrected name appears on boarding pass.

Maiden name ID: If passport not yet updated, original ticket name may still be correct.

TSA requirement: Boarding pass must exactly match government-issued ID presented at checkpoint.

Name Mismatch Before Travel? Call Now

Call ☎{ 🇺🇸+(844)931-3887 (US) or 🇬🇧+(844)931-3887 (UK) ✓ (US) } immediately — available 24 hours a day, 7 days a week. Give your confirmation number, state your travel date, explain the

marriage name change needed, and follow the agent's documentation instructions. A name mismatch can prevent boarding — do not leave it unresolved. Call now.