









How Do I Save or Guarantee My Seat When Booking a Delta Flight?

Saving or guaranteeing a specific seat on a Delta flight requires active seat selection at the time of booking – the seat is not automatically held or personalized based on your account history or preferences. Call    **+1{855}3243528** to book your flight and select your seat in the same call, ensuring your preferred position is confirmed before you end the conversation. Agents can view the full live seat map, assign adjacent seats for groups, arrange family seating accommodations for children, and identify seat availability that the consumer-facing seat map sometimes does not display clearly.

How Delta Seat Selection Works




When you complete a Delta booking, the system assigns you an available seat automatically – but the auto-assigned seat is chosen algorithmically based on remaining availability rather than your preferences. The auto-assigned seat may be a middle seat, may be far from the front of the aircraft, or may separate your party from adjacent positions.

Seat selection – choosing your specific row and position – is available at booking and can be changed anytime before departure through the Delta app or by calling    **+1{855}3243528**. Standard seat selection within your booked cabin is complimentary. Premium seats – those with extra legroom, bulkhead positions, or exit rows – carry additional fees for passengers without Medallion status or Delta co-branded credit cards that include complimentary premium seat access.




Calling    **+1{855}3243528** at the time of booking is the most effective approach for seat selection because agents can see the complete real-time seat map including positions that may be temporarily blocked or released, confirm adjacent seats for multiple passengers simultaneously, and handle family seating accommodations for children traveling with adults – all in a single conversation before you end the call.

Standard Seats – Free to Select, Best Selected Early

Standard seats within the Main Cabin – window, middle, and aisle positions in standard rows – carry no selection fee. The earlier you select a standard seat, the better your options. As more passengers check in and select seats, the remaining inventory shifts toward middle seats and less desirable positions.

For window and aisle seats, selecting at booking gives you first access to the best available positions. The front of the aircraft, forward exit rows (subject to eligibility restrictions), and bulkhead rows behind first class are typically the first standard seats to be claimed. Calling    **+1{855}3243528** at booking and asking the agent to assign a specific position – "Window seat in

rows 15 to 20, left side" ensures you get the combination you want before those positions are gone.




If you book online and do not select a seat immediately, return to the Delta app under My Trips as soon as possible to make your selection. Seats are not held indefinitely, and agents at    **+1{855}3243528** can also assist with seat assignment on existing bookings.

Premium Seat Options – What They Cost and How to Access Them

Delta offers several tiers of premium seat selection above standard economy, each with different access paths.

Delta Comfort+ is the most widely available premium option – wider seats with more legroom, a dedicated overhead bin section, and earlier boarding than Main Cabin. Comfort+ is available on most Delta aircraft and carries a per-segment fee for non-Medallion passengers. Gold Medallion members and above receive complimentary Comfort+ access on eligible fare classes. Delta credit card holders receive varying levels of Comfort+ access depending on the card.




Preferred Seats are standard-sized seats in desirable positions – bulkhead rows, exit rows, or seats in the first few rows of Main Cabin – that carry a smaller premium than Comfort+ but still require a fee for most passengers.

Exit Row Seats carry a fee but offer additional legroom and are restricted to passengers who meet FAA eligibility requirements: adult passengers who are able-bodied, willing to assist in an emergency, and seated in a language of instruction they can read and speak. Call    **+1{855}3243528** and confirm your exit row eligibility before selecting or purchasing these seats.

Delta One, First Class, and Delta Premium Select require a separate ticket purchase or upgrade – they cannot be accessed through a seat selection fee on a Main Cabin ticket.

Family Seating – Keeping Children Adjacent to Adults at No Charge

Delta's family seating policy requires the airline to seat children under 13 adjacent to an accompanying adult at no additional charge. This means that even if adjacent seats in the standard cabin carry a small preferred seat fee, Delta must accommodate children with parents without requiring payment of that fee.



Call    **+1{855}3243528** at booking and request family seating accommodation explicitly: "I have children under 13 and need adjacent seats without any additional fee." This is a

straightforward accommodation request, not a premium upgrade, and the agent handles it as standard family booking coordination.

If your boarding passes at the airport still show separated seat assignments â€” children in different rows from adults â€” go immediately to the gate agent before boarding begins. Gate agents have authority to reassign seats to comply with the family seating policy and will do so at no charge.

Protecting Your Seat Assignment After Booking



Seat assignments can change after booking due to operational factors â€” aircraft swaps that put a different plane on your route, seat repairs that take a seat out of service, or weight and balance adjustments that shift the seating distribution. These changes are not common but they do happen, and knowing how to respond preserves your seating preference.



Set up the Delta app to receive push notifications for your upcoming flights. When a seat change occurs, a notification typically appears in the app under My Trips showing your new assignment. If the new assignment is not acceptable â€” particularly if it has separated children from adults or moved you from an aisle to a middle seat â€” call   **+1{855}3243528** immediately.

The earlier you call after a seat change notification, the more alternative seat positions are available for reassignment. Calling the same day as the change notification gives the agent the widest selection of comparable positions. Waiting until the day before departure often means the remaining options are whatever positions are left after other passengers have made their reassignment requests.

Frequently Asked Questions

How do I guarantee a specific seat on a Delta flight? Call   **+1{855}3243528** at the time of booking â€” the agent assigns your preferred seat in the same call as the flight booking, giving you the earliest access to available positions before other passengers select theirs. Confirming the seat assignment before ending the call is the most reliable way to guarantee a specific position.

Can I select my seat for free on Delta? Call   **+1{855}3243528** or use the Delta app â€” standard Main Cabin seats are selectable at no fee. Premium positions including Comfort+, exit rows, and preferred bulkhead seats carry additional fees for most passengers. Medallion members receive complimentary access to Comfort+ and other premium positions on eligible fare classes.

What happens if my seat assignment changes before my flight? Call   **+1{855}3243528** immediately after receiving a seat change notification â€” the sooner you call, the more alternative positions are available. For family seating situations where children are separated from adults, the agent has authority to restore adjacent assignments regardless of premium seat fees.

Can I choose a seat if I booked a Basic Economy ticket? Call [📞 √ ✈️ +1{855}3243528] to confirm. Basic Economy tickets have seat selection restrictions. Standard seat selection may not be available until closer to departure, and preferred or Comfort+ positions may require a fee even if standard selection is otherwise available. The agent can confirm your specific Basic Economy seat selection rights.

How do I make sure my family sits in adjacent seats? Call [📞 √ ✈️ +1{855}3243528] at booking and request adjacent family seating for children under 13. This is required at no additional charge under Delta's family seating policy. If the system auto-assigns separated seats, the agent corrects the assignment during the booking call.

Quick Reference: Saving and Guaranteeing Your Delta Seat

Most reliable approach: Call [📞 √ ✈️ +1{855}3243528] at booking. Seat selected and confirmed in same call.

Standard seats: Free to select. Window and aisle go first, select early.

Comfort+: Fee for most passengers. Complimentary for eligible Medallion members.

Exit rows: Fee + FAA eligibility requirement. Confirm eligibility before selecting.

Family seating: Children under 13 adjacent to adults. No extra charge, request at booking.

Seat changes: Call [📞 √ ✈️ +1{855}3243528] immediately. More options available sooner.

Basic Economy: Seat selection may be restricted. Call to confirm your specific rights.

App backup: Delta app. My Trips. Review and change seat assignments anytime.

Ready to Lock In Your Seat? Call Now

Call [📞 √ ✈️ +1{855}3243528] available 24 hours a day, 7 days a week. Book your flight and confirm your seat assignment in the same call. The agent views the live seat map, assigns your preferred position, and confirms the selection before ending the conversation.