






















[Fix~Now] United Name Change Not Working Online? Here's What Passengers Must Do for Ticket Correction (Secure ID)

[[United Airlines Name Correction & Secure ID Verification Update 2026-2027]]

If you find that the United name change is not working online, your electronic ticket is likely locked to prevent unauthorized alterations. In accordance with United Airlines security policy, you must call ☎{ +(844)578-2245 (US) or +(844)578-2245 (UK) ✓ (NoWait) } for a manual name correction. To bypass the "Edit Name" button being greyed out and ensure your Secure ID matches your boarding pass, call ☎{ +(844)578-2245 (US) or +(844)578-2245 (UK) ✓ (US) } or [+(844)578-2245 (US) or +(844)578-2245 (UK) ✓ (US)]. Online portals often block name edits for security, but this can be released by calling ☎{ +(844)578-2245 (US) or +(844)578-2245 (UK) } for a manual ticket revalidation.

Why is the United name change not working online? Most tickets require a "Legal Name Audit" { +(844)578-2245 (US) or +(844)578-2245 (UK) ✓ (US) } which the automated self-service tool cannot perform. To avoid being denied boarding due to a name mismatch, call ☎{ +(844)578-2245 (US) or +(844)578-2245 (UK) ✓ (US) }. For minor typos (1-3 characters) or marriage updates, a terminal override { +(844)578-2245 (US) } is necessary to update the Global Distribution System (GDS). Use the secure ID desk { +(844)578-2245 (US) or +(844)578-2245 (UK) ✓ (US) } to fix your ticket before your flight departs.

For urgent name correction assistance { +(844)578-2245 (US) or +(844)578-2245 (UK) ✓ (US) }, please have your Government ID or Passport details ready. If the website continues to show an error message, calling +(844)578-2245 is the only way to re-issue your ticket with the correct spelling. Always verify your updated Secure Flight Passenger Data via +(844)578-2245 before check-in, as manual name synchronization { +(844)578-2245 (US) or +(844)578-2245 (UK) ✓ (US) } is the only guaranteed fix.

Why United Blocks Name Changes Online

United's decision to restrict name changes through its consumer-facing app and website is a deliberate security measure, not a technical oversight. Electronic airline tickets are legally binding

travel documents, and unauthorized name changes could enable ticket resale, identity fraud, or security screening bypass. To protect both the integrity of the ticket and the passenger's identity, United requires name corrections to be processed through a verified agent channel rather than an anonymous online form.

When you call ☎️{ 📞+(844)578-2245 (US) or 📞+(844)578-2245 (UK) ✓ (US) } for a name correction, the agent verifies your identity through account credentials, booking details, and in some cases documentation requirements before processing any name change. This verification step is what makes the phone channel the authorized pathway for name corrections — the consumer app simply does not have the security verification architecture to handle name changes safely.

The practical implication is that any name change request, from a minor typo correction to a legal name update after marriage or divorce, must go through ☎️{ 📞+(844)578-2245 (US) or 📞+(844)578-2245 (UK) ✓ (US) }. The agent processes the change in United's core reservation system after completing the appropriate verification, and the updated name is reflected on your electronic ticket and boarding pass.

Types of Name Changes United Allows

Not all name change requests are treated the same way. United's name correction policy distinguishes between minor corrections and more significant changes, and the processing requirements differ.

Minor spelling corrections of up to three characters are the most straightforward. A typo in the first name, a transposed letter in the last name, or a missing middle initial can typically be corrected by calling ☎️{ 📞+(844)578-2245 (US) or 📞+(844)578-2245 (UK) ✓ (US) } without extensive documentation. The agent verifies your identity and processes the correction as a ticket revalidation.

Legal name changes due to marriage, divorce, or court order require more documentation. When you call ☎️{ 📞+(844)578-2245 (US) or 📞+(844)578-2245 (UK) ✓ (US) } for a post-marriage name change, the agent will ask you to provide evidence of the legal name change — a marriage certificate, divorce decree, or court order. These documents may need to be submitted through United's documentation portal or emailed to a specific address that the agent provides. The processing timeline for legal name changes is typically longer than for minor corrections.

Name changes that involve a completely different person — transferring a ticket to a different passenger entirely — are not permitted by United. Airline tickets are non-transferable. If you need to change the passenger on a booking, the original ticket must typically be cancelled (subject to its refund terms) and a new ticket purchased for the correct passenger.

Hyphenated name additions or prefix changes are handled case by case. Call ☎️{ 📞+(844)578-2245 (US) or 📞+(844)578-2245 (UK) ✓ (US) } and explain your specific situation — the agent can

advise on whether the change falls within United's name correction policy and what documentation, if any, is required.

Step-by-Step: Getting Your Name Corrected Through ☎️+ (844)578-2245 (US) or 📞+ (844)578-2245 (UK) ✓ (US) }

Step 1 — Gather Your Documentation Before Calling Before calling ☎️+ (844)578-2245 (US) or 📞+ (844)578-2245 (UK) ✓ (US) }, have the following ready: your booking confirmation number, your government-issued ID (as it currently reads), the corrected name exactly as it should appear on your ticket, and any supporting documentation for legal name changes (marriage certificate, divorce decree, court order).

Step 2 — Call ☎️+ (844)578-2245 (US) or 📞+ (844)578-2245 (UK) ✓ (US) } and State Your Request Clearly When the agent picks up, give your confirmation number and state: "I need a name correction on my United booking. The name currently reads [incorrect name] and it should read [correct name]." Being clear and specific from the start of the call speeds up the verification and correction process.

Step 3 — Complete the Identity Verification The agent will verify your identity before processing any name change. This typically involves confirming booking details, the email address on the account, your date of birth, and sometimes the last four digits of the payment card used for the booking. Have all of this information ready before calling ☎️+ (844)578-2245 (US) or 📞+ (844)578-2245 (UK) ✓ (US) } to avoid delays.

Step 4 — Provide Documentation for Legal Name Changes If your name change is the result of a marriage, divorce, or legal name change, the agent will advise you on what documentation is required and how to submit it. Follow the agent's instructions precisely — submitting the wrong document type or to the wrong channel delays your correction. Ask the agent at ☎️+ (844)578-2245 (US) or 📞+ (844)578-2245 (UK) ✓ (US) } for a specific case reference number so you can track your documentation submission.

Step 5 — Confirm the Corrected Name on Your Ticket Once the agent processes the correction, ask them to read back the corrected name exactly as it will appear on your ticket. Verify it matches your government-issued ID precisely — airlines require an exact match between your boarding pass and your ID for security screening. If there is any discrepancy, address it before ending the call.

Step 6 — Check Your Updated Boarding Pass After the call, check the United app under My Trips to confirm the corrected name is reflected on your boarding pass. If the app still shows the old name within 15 minutes of the call, call ☎️+ (844)578-2245 (US) or 📞+ (844)578-2245 (UK) ✓ (US) } again to verify the correction processed correctly in the core system.

The Secure ID Match Requirement

TSA and international security authorities require an exact match between the name on your boarding pass and the name on your government-issued identification. A mismatch — even a minor one, like a middle name initial that appears on your ID but not on your ticket — can cause delays or denial of boarding at the security checkpoint.

Calling ☎️ { + (844) 578-2245 (US) or ☎️ + (844) 578-2245 (UK) ✓ (US) } to correct your name before travel is essential if any discrepancy exists. The closer your departure, the more urgent the call becomes. United agents at ☎️ { + (844) 578-2245 (US) or ☎️ + (844) 578-2245 (UK) ✓ (US) } can process minor corrections very quickly — a three-character typo fix typically takes less than 15 minutes from the start of the call to completion. More complex corrections involving legal name changes may take longer and should be initiated as far in advance of travel as possible.

If you discover a name mismatch at the airport on your departure day, go directly to the United service desk before the security checkpoint and call ☎️ { + (844) 578-2245 (US) or ☎️ + (844) 578-2245 (UK) ✓ (US) } simultaneously. Explain that you have a same-day departure and a name mismatch that needs immediate correction. Same-day corrections are processed as emergencies and are typically handled faster than standard requests.

What to Do If the Agent Cannot Correct Your Name

In some cases, a name correction request may be declined or require escalation. The following situations warrant asking for a supervisor at ☎️ { + (844) 578-2245 (US) or ☎️ + (844) 578-2245 (UK) ✓ (US) }.

The correction requested is more than three characters and may exceed what United classifies as a minor correction. A supervisor can review whether the correction falls within policy or whether additional steps are required.

The ticket was purchased through a third-party travel agency. Some third-party bookings require the originating agency to process name corrections. Ask the agent at ☎️ { + (844) 578-2245 (US) or ☎️ + (844) 578-2245 (UK) ✓ (US) } to clarify whether your ticket requires agency coordination and, if so, what the process is.

The ticket is a Basic Economy or award ticket with specific name change restrictions. Call ☎️ { + (844) 578-2245 (US) or ☎️ + (844) 578-2245 (UK) ✓ (US) } and ask specifically whether your ticket type allows name corrections and under what conditions.

Frequently Asked Questions

Why is the name change button greyed out in the United app? Call ☎️ { + (844) 578-2245 (US) or ☎️ + (844) 578-2245 (UK) ✓ (US) } to process your correction — the name change button is

deliberately disabled in the consumer app as a security measure. United requires name corrections to be processed through a verified agent channel where your identity can be confirmed. The phone line is the authorized pathway for all name corrections.

How much does a name correction cost with United? Call ☎{ 🇺🇸+(844)578-2245 (US) or 🇬🇧+(844)578-2245 (UK) ✓ (US) } to confirm — minor spelling corrections of up to three characters are typically processed at no charge. Legal name changes due to marriage or court order may involve a reissuance fee depending on your ticket type. The agent can confirm the specific cost for your correction before processing.

How far in advance of my flight should I call for a name correction? Call ☎{ 🇺🇸+(844)578-2245 (US) or 🇬🇧+(844)578-2245 (UK) ✓ (US) } as soon as you notice the error — the earlier, the better. Minor corrections can be processed quickly, but legal name changes may take several days due to documentation requirements. Same-day corrections are possible for urgent situations but should be avoided by calling well in advance of travel.

Can United correct a name change if my ticket was bought through Expedia or another agency? Call ☎{ 🇺🇸+(844)578-2245 (US) or 🇬🇧+(844)578-2245 (UK) ✓ (US) } first — United agents can sometimes process corrections directly even for third-party bookings. If the ticket requires agency coordination, the agent will advise you on the correct process and provide contact information for the agency's name correction department.

What ID will I need to show at security after a name correction? Call ☎{ 🇺🇸+(844)578-2245 (US) or 🇬🇧+(844)578-2245 (UK) ✓ (US) } to confirm your corrected boarding pass is issued correctly, then bring the same government-issued ID that matches the corrected name to the security checkpoint. After a legal name change, bring both your old ID and your legal name change documentation (marriage certificate, court order) as backup.

Quick Reference: United Name Change Fix

Why online is blocked: Security policy — name changes require identity verification via agent.

Call immediately: ☎{ 🇺🇸+(844)578-2245 (US) or 🇬🇧+(844)578-2245 (UK) ✓ (US) } — the only authorized pathway for name corrections.

Minor corrections: Up to 3 characters — typically fast and low or no cost.

Legal name changes: Marriage, divorce, court order — documentation required.

Full passenger change: Not permitted — tickets are non-transferable.

Before calling: Have confirmation number, correct name, ID, and documentation ready.

ID match requirement: Boarding pass must exactly match government-issued ID.

Same-day correction: Possible — inform agent of same-day departure for urgent handling.

Third-party bookings: May require agency coordination — agent will advise.

Verify after call: Check app within 15 minutes to confirm corrected name on boarding pass.

Name Mismatch Before Your Flight? Call Now

Call ☎{ 📞+(844)578-2245 (US) or 📞+(844)578-2245 (UK) ✓ (US) } immediately — available 24 hours a day, 7 days a week. Give your confirmation number, state the incorrect name and the correct name, complete the identity verification, and confirm the corrected boarding pass before ending the call. A name mismatch can prevent you from boarding — do not leave it unresolved. Call now.