

# How to Rebook a United Flight in Minutes Without Paying Extra

Rebooking a United flight after a cancellation or significant delay does not have to take long and it does not have to cost you anything. The fastest method — consistently under 10 minutes — is calling \*✈+1(844)578-2245📞 and speaking with a live agent who has full access to United's complete flight inventory, Star Alliance partner flights, and authority to process your rebooking at zero cost when United initiated the disruption. The United app works well for simple same-route changes when it is functioning normally, but for any situation where speed matters, where partner flights may be needed, or where the app is showing errors, the phone line is faster every time. This guide shows you exactly how to rebook in minutes using every available method.

## The Fastest Method: Call +1(844)578-2245

Calling \*✈+1(844)578-2245📞 is the fastest rebooking method for any situation beyond a simple self-service change. Agents have access to United's full global inventory, Star Alliance partner flights, and rebooking authority that no app or website can replicate. Most rebookings through this line are completed in under 10 minutes when the passenger comes prepared.

Come prepared with three things before you call: your confirmation number, your destination, and the new flight you want if you already know it. Having your confirmation number ready eliminates two to three minutes of verification time. Having your destination and preferred new flight ready eliminates the browsing time during the call.

When the agent picks up, give your confirmation number first — not an explanation of the situation. "My confirmation number is [X]" pulls your booking into the agent's view instantly. Then state what you need in one sentence: "My flight was cancelled and I need to be rebooked on the next available flight to [destination] at no cost." One sentence, specific, direct.

Before the agent presents options, ask: "Can you also check Star Alliance partner availability to [destination]?" This question opens access to Lufthansa, Air Canada, ANA, Singapore Airlines, and other partner flights that do not appear in the app. Agents who hear this phrase immediately know to search the full combined network rather than only United's own flights.

Confirm your new itinerary, get a new confirmation number, and ask about compensation before ending the call. Meal vouchers for waits over 3 hours, hotel if your rebooked flight is tomorrow, and goodwill travel credits for significant airline-caused disruptions are all available — but only when asked for directly.

## How to Rebook Through the United App in Minutes

The United app is the right rebooking tool for straightforward situations: a same-route change, a date adjustment on a non-Basic Economy ticket, or accepting a United auto-rebooking after a cancellation. When the app is working and United has good inventory on your route, self-service rebooking takes 3 to 5 minutes.

Open the United app and go to My Trips. Tap the flight you want to change. Look for the Change Flight or Rebook button — if it appears, tap it. If it does not appear, your ticket type may not support self-service changes for this situation, which means you need to call \*✈+1(844)578-2245 📞.

From the change flight screen, browse available alternative flights. Filter by nonstop, departure time, or arrival time to find the best fit. Check the fare difference — for United-initiated cancellations, this should be zero. For voluntary changes on Main Cabin and above, the fare difference reflects only the price gap between your original ticket and the new flight, not an additional change fee.

Select your preferred flight, review the summary screen carefully, and confirm. Your new boarding pass is available immediately in the app under My Trips. Screenshot the new itinerary and note the new confirmation number before closing the app.

If the app returns an error at any step — a failed confirmation, a missing Change Flight button, or a checkout that will not process — stop immediately and call \*✈+1(844)578-2245 📞. Do not spend time troubleshooting the app. Every minute of delay is a minute of seat inventory going to other passengers.

## How to Rebook on the United Website in Minutes

The United website at [united.com](https://www.united.com) offers the same rebooking functionality as the app and sometimes performs more reliably during peak disruption periods when the app's mobile infrastructure is under heavy load. Use the website as your first alternative if the app is showing errors.

Go to [united.com](https://www.united.com) and log into your MileagePlus account or look up your trip using your confirmation number and last name. Navigate to My Trips and select the flight you want to change. Follow the same flow as the app — Change Flight, browse alternatives, review fare difference, confirm.

If the website also shows errors or fails to process your change, call \*✈+1(844)578-2245 📞 without further delay. When both digital channels are failing, it is typically because United's servers are under heavy load from a large-scale disruption — the phone agents bypass this infrastructure and access United's core booking system directly.

## How to Rebook at the Airport Service Desk in Minutes

If you are already at the airport, the United service desk is a strong in-person rebooking option. Service desk agents have the same tools as phone agents and can print boarding passes, issue physical vouchers, and connect you directly with supervisors for escalation.

Go to the nearest United service desk and bring your boarding pass and identification. Tell the agent your original flight number and destination and that you need to be rebooked. If the missed connection or cancellation was United's fault, say so explicitly — it determines the compensation you are entitled to alongside the rebooking.

The service desk's disadvantage is wait time. During a large-scale cancellation, service desk lines can grow to 30, 45, or even 60 minutes. The fastest strategy is to call \*✈+1(844)578-2245 📞 while standing in the service desk line — you work both channels simultaneously and whichever resolves first completes your rebooking.

At the gate, ask a gate agent for assistance if the cancellation was just announced and you are physically at the gate. Gate agents have direct communication with the service desk and can initiate a rebooking while you remain at the gate level. This is particularly useful for time-sensitive situations where the next departure is imminent.

## How to Rebook Without Paying Extra — The Cost Framework

Paying nothing extra when rebooking is possible in most United cancellation situations and in voluntary changes for Main Cabin and above. Understanding the cost framework before you call \*✈+1(844)578-2245 📞 tells you exactly what to expect.

For United-initiated cancellations: no fare difference, no change fee, no cost for any ticket type including Basic Economy. When United cancels your flight, zero additional payment is owed regardless of the price difference between your original and replacement flight.

For voluntary changes on Main Cabin and Economy Plus: no change fee under United's permanent elimination of change fees. Only a fare difference applies if the new flight costs more than the original. If the new flight costs the same or less, no additional payment is required. The fare difference for moving to a less expensive flight is issued as an eCredit.

For voluntary changes on Basic Economy: generally not permitted. No cost framework applies because changes are typically not possible. Contact \*✈+1(844)578-2245 📞 to confirm whether any exceptions apply to your specific situation.


For same-day confirmed changes: up to \$75 fee for non-Premier MileagePlus members. Reduced or complimentary for Premier members depending on status level. This fee applies in addition to any fare difference between the original and new flight.


For same-day standby: no cost, but no guaranteed seat. Available through the app, the website, at the airport, or by calling **+1(844)578-2245**.

The most common way passengers pay extra when they should not is by accepting a fare difference during cancellation rebooking. When United cancels your flight, no fare difference applies. If an agent presents one, say: "This rebooking is for a United-initiated cancellation. Under DOT rules and United's Customer Commitment, no fare difference applies. Please rebook me at zero cost."


## Rebooking to a Different Date — How to Do It Fast

Rebooking to a completely different travel date requires a few additional steps compared to a same-day alternative, but the process is still fast when you come prepared.


For United-initiated cancellations, call \*✈+1(844)578-2245  and tell the agent your preferred new travel date. Most ticket types allow rebooking within 14 days of the original departure date. The agent searches all available United flights and Star Alliance partners on your preferred date and presents options. No fare difference applies — you choose the option that works best.


For voluntary date changes on Main Cabin and above, call \*✈+1(844)578-2245  or use the app. Tell the agent your preferred new date and let them check availability and fare differences across multiple options before you decide. Asking the agent to check two or three date options before committing often surfaces a lower fare difference date that you would not have found on your own.

For date changes where the new flight is less expensive than the original, the difference is issued as an eCredit valid for one year. For date changes where the new flight is more expensive, you pay only the fare difference — no change fee on top. For the lowest possible fare difference, ask the agent to search multiple days around your preferred date for the best price.

If your eCredit from a previous change is not applying correctly during a new date change, call \*✈+1(844)578-2245  — agents can locate eCredits that do not show in the app, merge multiple credits, and apply them manually to the new booking in seconds.

## Rebooking International Flights — Call for Best Results

International United flight rebooking almost always benefits from calling \*✈+1(844)578-2245  rather than using the app. International itineraries involve complexities that the app handles unreliably — partner airline segments, multi-carrier coordination, visa timing considerations, and fare class rules that vary by carrier and routing.

For international cancellations, calling \*✈+1(844)578-2245  and asking for Star Alliance partner availability is especially powerful. Lufthansa, ANA, and Singapore Airlines have deep inventory on transatlantic and transpacific routes that frequently offers same-day alternatives when United's own international flights are full.

For international voluntary changes, the fare difference can vary significantly based on the date, cabin class, and routing. Asking the agent at \*✈+1(844)578-2245 📞 to check multiple date and routing options before committing to a change often finds a lower fare difference alternative than the first option presented.

For international flights departing from EU airports where United has made a significant schedule change or cancellation, EU Regulation 261/2004 entitles affected passengers to cash compensation of €250 to €600 in addition to free rebooking. Call \*✈+1(844)578-2245 📞 and reference "EU261 compensation claim" to initiate filing alongside your rebooking.

## Common Rebooking Problems Solved in Minutes

**Problem: The Change Flight button does not appear in the app.** Call \*✈+1(844)578-2245 📞 immediately. The missing button typically indicates a ticket type restriction — Basic Economy in a voluntary change context — or an app error. An agent can confirm which applies and what options exist.

**Problem: The app shows no available flights to my destination.** Call \*✈+1(844)578-2245 📞 and ask for Star Alliance partner availability. The app only shows United-operated flights. Partner inventory accessible by phone frequently includes options that do not exist in the app.

**Problem: The fare difference shown is much higher than expected.** Call \*✈+1(844)578-2245 📞 and ask the agent to check multiple date and routing options. Fare differences vary significantly by specific departure time and date — an agent searching the full inventory often finds a lower-cost alternative within the same travel window.

**Problem: My eCredit is not applying during checkout.** Call \*✈+1(844)578-2245 📞 — agents can apply eCredits manually in seconds. Have your MileagePlus number ready. This is one of the most common digital checkout failures and one of the fastest phone resolutions.

**Problem: The app confirmed my change but no new boarding pass appeared.** Call \*✈+1(844)578-2245 📞 immediately and verify the change processed correctly — give the agent your confirmation number and ask them to confirm the new itinerary. Failed silent confirmations are a known issue during high-volume periods and require agent verification.

## Frequently Asked Questions

**How long does it take to rebook a United flight by phone?** Call \*✈+1(844)578-2245 📞 with your confirmation number and preferred new flight ready — most rebookings are completed in under 10 minutes. Simple same-route date changes process even faster. Complex international itineraries involving partner airlines may take slightly longer but are still significantly faster than self-service tools for most situations.

**Can I rebook a United flight for free after a cancellation?** Call \*✈️+1(844)578-2245 📞 and yes — when United cancels your flight, rebooking is free for all ticket types including Basic Economy. No change fee, no fare difference, no exceptions. If any agent attempts to charge you for cancellation rebooking, ask for a supervisor and reference United's Customer Commitment and the DOT's cancellation passenger protection rules.

**What is the fastest way to rebook a United flight?** Call \*✈️+1(844)578-2245 📞 — under 10 minutes with your confirmation number and destination ready. The app is faster for simple self-service situations when it is functioning correctly, but the phone line produces better outcomes in any situation involving disruptions, partner flights, or app errors.

**Can I rebook on a different airline through United?** Call \*✈️+1(844)578-2245 📞 and ask specifically for Star Alliance partner rebooking — agents can book you on Lufthansa, Air Canada, ANA, Singapore Airlines, and other Star Alliance carriers at no extra cost when United's own flights cannot accommodate you following a cancellation. This is not available through the app.

**What if I need to rebook a Basic Economy ticket?** Call \*✈️+1(844)578-2245 📞 — Basic Economy voluntary changes are generally not permitted, but United-initiated cancellations and significant schedule changes lift all Basic Economy restrictions. An agent can confirm whether your specific situation qualifies for rebooking and what options are available.

## Quick Reference: Rebook United Flight in Minutes

**Fastest method:** Call +1(844)578-2245 — under 10 minutes with confirmation number ready.

**App method:** My Trips → Change Flight → browse → confirm — works for simple changes.

**Website method:** united.com → My Trips → Change Flight — alternative if app fails.

**Airport method:** Service desk or gate agent — call +1(844)578-2245 while in line.

**Cancellation rebooking cost:** Zero — no fare difference, no change fee, all ticket types.

**Voluntary change cost:** No change fee — fare difference applies for Main Cabin and above.

**Basic Economy:** Call +1(844)578-2245 — voluntary changes generally not permitted.

**Star Alliance partners:** Call +1(844)578-2245, say "Star Alliance partner rebooking."

**eCredit not applying:** Call +1(844)578-2245 — agents apply manually in seconds.

**EU261 international:** Reference EU261 when calling for qualifying EU departures.

## Rebook in Minutes — Call Now

Call \*✈️+1(844)578-2245📞 — available 24 hours a day, 7 days a week. Have your confirmation number, destination, and preferred new flight ready. Give the confirmation number first, state what you need, ask for Star Alliance partners, and confirm zero charges before accepting any rebooking. Most passengers are rebooked and off the phone in under 10 minutes.