

Group Airline Ticket Booking on American: Minimum Requirements, Discounts & Complete Booking Process

American's group airline ticket program provides organizations and event planners with a structured approach to coordinating travel for 10 or more passengers on the same flight â€” delivering advantages in pricing negotiation, name flexibility, seat block assignment, and payment structure that individual ticket purchasing cannot replicate. Call [📞 +1-844-931-3887](tel:+18449313887) to reach the group desk and begin the process. This complete guide walks through every stage of American group airline ticket booking in 2026: the eligibility requirements, how group discounts actually work, the complete contract process from first call to departure, and how to get the best outcome for your specific group.

Part 1: Minimum Requirements and Eligibility Criteria

The American group airline ticket program has clear eligibility thresholds that determine whether your party qualifies and which process applies.

The primary requirement is 10 or more passengers traveling on the same American flight on the same departure date. Both conditions must be met simultaneously â€” 10 passengers across two different flights on the same day does not qualify as a single group booking; each flight would need to be assessed independently for the 10-passenger minimum. Similarly, 10 passengers from the same organization departing on different dates are handled as separate bookings.

There is no maximum group size cap. American's group desk handles parties of 10, 50, 100, or more through the same contract framework, though very large groups may require multiple flights or coordinated contract structures. Call [📞 +1-844-931-3887](tel:+18449313887) for any group above 50 and discuss the optimal structure â€” the group desk has experience with large-scale group movements and can advise on the most efficient booking approach for your specific situation.

Group purpose does not affect eligibility or pricing. Corporate travel departments, sports teams and their support staff, educational institution groups (school trips, university study abroad, sports teams), religious organization travel, wedding groups, family reunions, conference delegations, tour operators, and any other organized group of 10 or more on the same flight qualify equally for the group program. The group desk agent does not require documentation of group purpose or affiliation â€” the qualifying criterion is simply the number of passengers and the shared itinerary.

International group travel qualifies on the same terms as domestic. A group of 10 traveling from New York to London on the same American flight qualifies for group booking with the same contract structure as a domestic group of 10 traveling from Atlanta to Chicago.

Part 2: How Group Discounts Work – The Honest Picture

Understanding how American group pricing actually works prevents the most common misconception about group airline bookings – that larger groups automatically receive proportionally larger discounts below public fares.

American group pricing is custom-negotiated rather than discount-applied. When the group desk agent receives your travel parameters, they search available inventory and pricing for your specific route, travel dates, and group size and generate a custom rate. This rate is not a percentage discount off the current published fare – it is an independently derived price based on the group's specific booking profile.

The resulting group rate may be lower than the best publicly available fare on the same flight, approximately equal to it, or occasionally modestly above it. The outcome depends on multiple factors: how much advance notice is given (earlier bookings typically access more favorable pricing), how flexible the group's travel dates are (more flexibility gives the group desk more pricing options to work with), the competitiveness of the route (high-competition routes have less room for negotiation), and current inventory levels on the specific flight.

Where group booking delivers the clearest financial value is not necessarily in a lower per-seat price but in the rate lock. Once a group contract is signed, the per-seat price is fixed for the entire group regardless of how public fares change before departure. For peak-period travel – summer, holidays, events – where public fares commonly increase significantly between booking and departure, a rate locked at signing time can produce substantial effective savings even when the initial rate was comparable to the public fare.

Call 🌟☎️+ [+1-844-931-3887] and ask the group desk agent to compare the negotiated group rate against the current best available public fare on your preferred routing before signing. This comparison is standard practice and gives you an accurate picture of the pricing advantage before committing to the deposit.

Part 3: The Complete Group Booking Process – From First Call to Boarding

Stage 1: Initial Inquiry – Calling 🌟☎️+ [+1-844-931-3887]

Call as early as possible – the group desk recommends 3 to 6 months before domestic travel and 6 to 9 months before international travel. When the agent answers, immediately state that you are calling about a group booking for 10 or more passengers and request the group desk. You will be transferred to a dedicated group desk agent or given direct contact information for a follow-up call.

Have the following ready for the initial inquiry: approximate group size (can be an estimate at this stage), preferred departure and return dates with flexibility range, departure city and destination city, preferred cabin class (economy, First Class, or mixed), any specific flight time preferences, and any special requirements for group members (accessibility needs, dietary accommodations, special documentation requirements).

Stage 2: Quote Generation and Review

The group desk agent searches available flights and pricing for your parameters and provides a written custom quote. The quote includes the per-seat price, total deposit amount and due date, name submission deadline, final balance due date, seat block description, and the key contract terms including cancellation and reduction policies.

Review the quote carefully before agreeing to proceed. Pay particular attention to the deposit amount and refundability terms – the deposit is typically non-refundable and represents a real financial commitment. Compare the quoted per-seat price to the current best available public fare for the same routing. Ask the agent to clarify any terms that are not clear before signing.

Stage 3: Contract Signing and Deposit Payment







Once you are satisfied with the terms, the contract is signed and the deposit is paid. The deposit amount varies by group size, route, and travel dates – it is typically a per-person amount that represents a fraction of the total fare. From this point, your group's seats are secured and the rate is locked.

The group desk typically issues a confirmation of the contract within 1 to 2 business days. Keep this confirmation for reference throughout the booking process – it contains all the key dates, terms, and contact information for the group desk agent handling your account.

Stage 4: Name Collection and Submission

After contract signing, you have until the name submission deadline to collect and submit all passenger names. The deadline is specified in the contract – typically 3 to 6 weeks before departure.

Each passenger's name must be submitted in the exact format required for TSA's Secure Flight program: legal first name, middle name (if applicable), last name, date of birth, and gender. The name on the ticket must match the passenger's government-issued identification exactly – any discrepancy may cause issues at airport security.

Changes to submitted names are typically possible before the deadline without penalty. After the deadline, name changes may incur fees depending on the contract terms. Call       **[+1-844-931-3887]** if you need to make name changes close to or after the deadline – the group desk agent can advise on the specific cost and process for your contract.

Stage 5: Balance Payment

The final balance – the remaining fare beyond the deposit – is due by the balance payment deadline specified in the contract, typically 45 to 60 days before departure.

Set calendar reminders well before this deadline. Organizations with internal payment approval processes should initiate the approval process at least 3 to 4 weeks before the balance due date to ensure payment is processed on time. Missing the balance deadline can result in the contract being voided and the deposit being forfeited – a significant financial loss that is entirely avoidable with proper advance planning.

Stage 6: Boarding Pass Issuance and Pre-Departure Coordination

After names are confirmed and balance is paid, individual boarding passes and itineraries are issued to each passenger. Boarding passes are typically available in the American app under My Trips once issued, and can also be printed at the airport.

Call 🌟☎️ [+1-844-931-3887] in the week before departure to confirm all passengers' boarding passes are available and that no operational changes have affected the group's seat block or schedule. Addressing any last-minute issues with several days remaining before departure is significantly easier than discovering problems at the airport on departure day.

Part 4: Seat Blocks – How Your Group Stays Together

The seat block assigned to a group booking is the mechanism that ensures your party travels together rather than scattered across the aircraft based on individual check-in timing.

When the group desk assigns a block, they are reserving a section of the aircraft specifically for your group – a defined set of rows within a cabin that is held for your passengers. Other passengers booking the same flight after your contract is signed cannot be assigned to these rows, which protects the group's adjacency from being eroded by other bookings.

The size and location of the block depends on your group size and the available configuration on the specific aircraft. For a group of 15 in economy on a 150-seat narrowbody aircraft, the block might be rows 18 through 25 on one side of the aircraft. For a group of 40, the block might extend across a larger section of the main cabin.

Communicate seating priorities to the group desk agent when the block is first being assigned. Priorities that can often be accommodated: front-of-cabin location for easier disembarkation, proximity to lavatories for passengers with medical needs, bulkhead rows for passengers with infants or mobility aids, or specific window-aisle pairing configurations for paired travelers. Priorities that are harder to accommodate: specific seat numbers that are not available due to existing individual bookings already on the flight, or premium seat categories that require individual fees.

Part 5: Special Situations in Group Ticket Booking

Accessibility requirements within a group demand particular advance planning. If any members of your group use wheelchairs, walking aids, personal oxygen concentrators, or other medical equipment, communicating this to the group desk at the time of initial contract setup is essential – not as a post-signing request. The group desk can incorporate accessibility seating positions (aisle seats with movable armrests, bulkhead positions) into the initial block assignment rather than requiring adjustments after the block is already structured.

Unaccompanied minors within a group – children traveling without a parent or legal guardian – require separate unaccompanied minor service arrangements. If any passengers in your group are minors traveling without a parent (common in school trips, sports teams, and youth groups), call **✪☎+ [+1-844-931-3887]** and discuss the unaccompanied minor service requirements at the same time as your group booking. Unaccompanied minor service has specific documentation requirements, supervision arrangements, and pricing that is separate from the standard group ticket.

International groups that include passengers from multiple countries with different passport and visa requirements should confirm entry documentation requirements before finalizing the group contract. American does not verify visa compliance on behalf of group organizers – each passenger is responsible for having the correct documentation for their nationality and destination. The group organizer should verify requirements for all passenger nationalities with the relevant embassies or consulates well before the name submission deadline.

Part 6: Managing Changes and Cancellations After Signing

Group contracts have defined terms for changes, reductions, and cancellations that govern the financial consequences of any post-signing modifications. Understanding these terms before changes occur allows you to manage the situation most cost-effectively.

Size reductions – fewer passengers traveling than originally contracted – are the most common post-signing change for group bookings. The financial consequence depends on how far before departure the reduction occurs and the specific tiered terms in your contract. Reductions announced many months before departure often carry minimal consequences; reductions announced close to departure may forfeit the fare for cancelled seats. Call **✪☎+ [+1-844-931-3887]** immediately when you know a size reduction is likely – early notification gives the group desk the most options for accommodating the change within favorable contract terms.

Full group cancellations trigger the deposit forfeiture provisions in most contracts. If you must cancel entirely, call **✪☎+ [+1-844-931-3887]** immediately and ask the group desk agent whether any extenuating circumstances provisions exist in your specific contract – documented

force majeure events or airline-initiated changes may provide grounds for partial deposit recovery in some cases.

Airline-initiated changes – American changing your group's flight due to schedule modifications or cancellations – carry the same passenger protections as individual ticket changes. If American cancels or significantly modifies your group's flight, the full group is entitled to free rebooking on the next available comparable flight or full refund of all fares including deposits. Call 🌟☎️+ [+1-844-931-3887] immediately when any American-initiated change to the group's flight is communicated.

Frequently Asked Questions

What is the minimum group size for American group airline ticket booking? Call 🌟☎️+ [+1-844-931-3887] – the minimum is 10 passengers on the same flight on the same departure date. Parties of 2 to 9 are handled through standard multi-passenger booking through the same phone line with adjacent seat coordination.

How far in advance should I start the group booking process? Call 🌟☎️+ [+1-844-931-3887] as early as possible – the group desk recommends 3 to 6 months before domestic travel and 6 to 9 months before international travel. Earlier contact gives the best selection of available flights, the most favorable pricing window, and the most time to manage the name submission and payment processes.

Is the deposit refundable if the group cancels? Call 🌟☎️+ [+1-844-931-3887] before signing and ask the group desk agent to clarify the specific deposit refund terms for your contract – deposits are typically non-refundable, though airline-initiated cancellations of the group's flight may provide grounds for full deposit recovery.

Can passenger names be changed after the contract is signed? Call 🌟☎️+ [+1-844-931-3887] – names can be changed before the name submission deadline without penalty in most contracts. Changes after the deadline may incur fees. The group desk agent can confirm the specific terms for your contract.

What happens if American changes or cancels the group's flight? Call 🌟☎️+ [+1-844-931-3887] immediately – airline-initiated changes activate the same passenger protection rights as individual ticket changes. The group is entitled to free rebooking on the next comparable flight or a full refund including deposits.

Quick Reference: American Group Airline Ticket Booking

Minimum: 10 passengers, same flight, same date – no maximum group size cap.

Contact: Call 🌟☎️+ [+1-844-931-3887], request group desk – start 3–6 months domestic, 6–9 international.

Pricing: Custom negotiated rates compare to public fare before signing.

Rate lock: Per-seat price fixed at signing provides protection from subsequent increases.

Seat block: Section assigned at/after signing is maintained through aircraft changes.

Deposit: Per-person amount at signing is typically non-refundable.

Names: Submit before deadline (3-6 weeks before departure) and changes before deadline free.

Balance: Due 45-60 days before departure and set calendar reminder.

Size reduction: Call [📞 +1-844-931-3887] immediately and early notification minimizes financial consequence.

American cancels group flight: Full refund including deposit and call [📞 +1-844-931-3887] immediately.

Ready to Start Your Group Booking? Call Now

Call [📞 +1-844-931-3887] and available 24 hours a day, 7 days a week. Ask for the group desk and have your approximate group size, travel dates, and destination ready. The group desk agent walks you through the quote process, explains all contract terms, and begins the booking that will keep your group traveling together from contract signing to departure gate.